


Medical Mission Trip

2022 Women of Hope Honduras

June 2022

Medical Team

Area	Name
Nurse check-in	Heather Ochoa
	Jesula Sanon
Med/Peds	Andrea Braun
	Chris Borghi
	Marina Russell
GYN	Leslie Purnell
	Debbie Wendt
Eyes	Pat Ensman
Lab	Beth Cox
Pharmacy	Deborah Penzak
	Pam Ficarra
Evangelist	Jill Stafford
Problem Solver	Mike Ficarra



House of Hope International


Vision: To see women decide to follow Christ and leave behind the the trauma of their past lives; women who are transformed personally, economically, in their family life, and are fully equipped to be integrated into society.

Mission: The integration of women and their children into society, transformed through the power of healing and complete discipleship and vocational training within a safe, loving, and serving community.

Note: House of Hope in Honduras is called Women of Hope

Short Term Mission Trip

Purpose




- To bring people closer to Christ

What we do



- Bring medical care to the women and their families

How we do it



- By showing them how much we care

Agenda



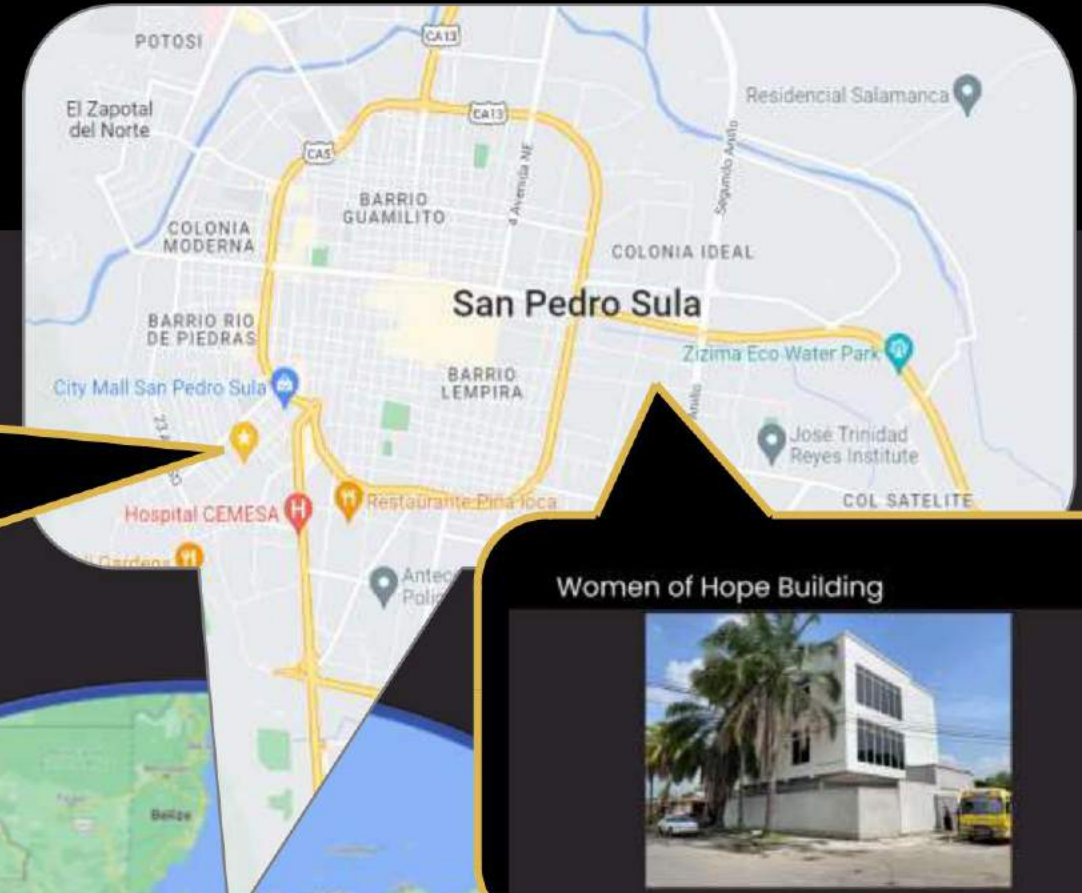
Sun	Mon	Tue	Wed	Thu	Fri	Sat
<ul style="list-style-type: none">• Church• Red light district• Clinic setup	Clinic	Clinic	Clinic	Clinic	Clinic	<ul style="list-style-type: none">• Building dedication• Fort & beach



Location



Hotel



Women of Hope Building



Women of Hope Building



Site Setup



General Medical & Eyes on 2nd Floor



Prepping the Pharmacy



Pharmacy & Lab on 1st Floor



Gynecology on 1st Floor



Gynecology



HOH Staff

Nelcy, Susana,
Angela, Mercedes,
Joy, Abby, April



1st Floor



Nursing Station



General Medical



Eyes



Dental



Gynecology



Lab



Kids



Kids



Pharmacy



Pharmacy



MacGyver & the Gang



Evangelism



101 people prayed
to receive Christ!

Babies




Clinic



Snake Charmer



Music



Food



Travels



The Streets of Honduras



More Team Pics

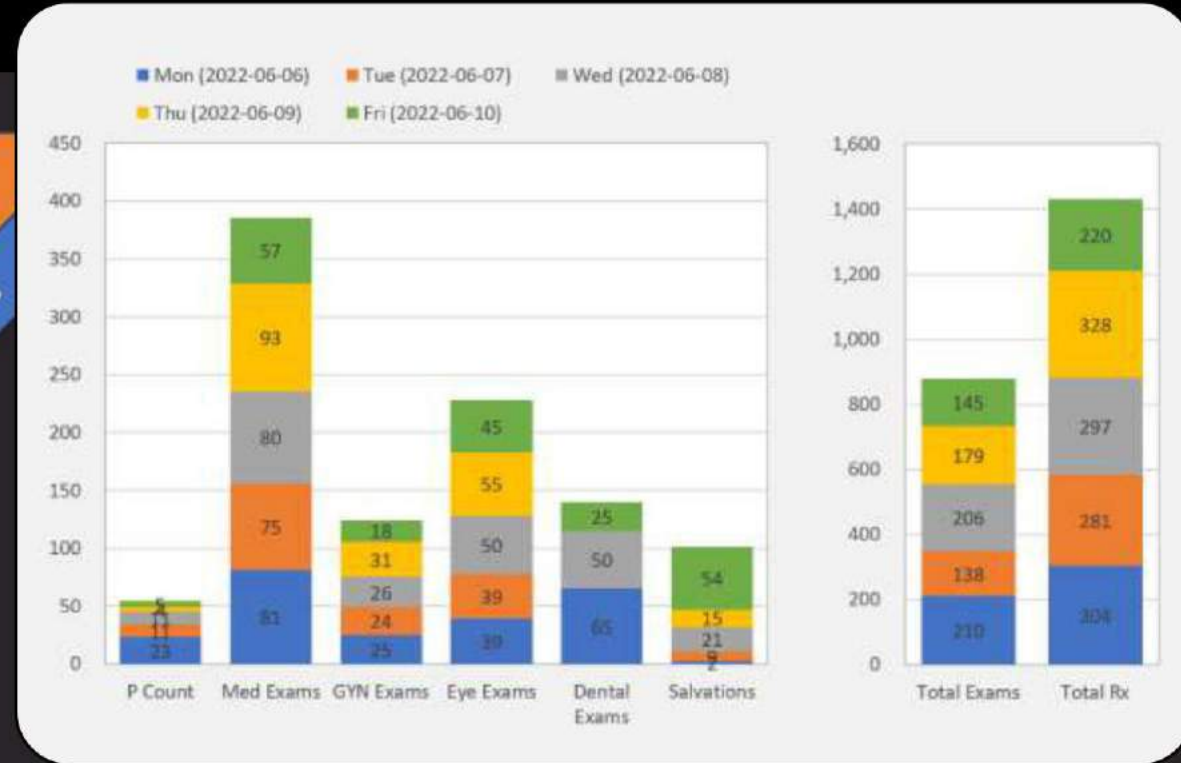


Team Building Day



Metrics – Summary

Date	Approx. Clinic Hours	P Count	Total Med/Ped Exams	Total GYN Exams	Eye Exams	Dental Exams	Total Exams	Total Scripts	Salvations
Mon (2022-06-06)	6.4	23	81	25	39	65	210	304	2
Tue (2022-06-07)	6.2	11	75	24	39	0	138	281	9
Wed (2022-06-08)	6.6	11	80	26	50	50	206	297	21
Thu (2022-06-09)	7.1	4	93	31	55	0	179	328	15
Fri (2022-06-10)	5.1	5	57	18	45	25	145	220	54
Total	31.3	54	386	124	228	140	878	1,430	101
% of Total Exams		6%	44%	14%	26%	16%	100%	163%	12%



Notes:

1. The patient total is less than the total exam count (some patients have multiple exams)
2. There were many additional children not included in the dental counts (for fluoride treatment)
3. The P count is the total number of "P" patients (regardless of # of exams)
4. The Salvations is the total number of salvations (there were additional rededications)
5. Team/Staff exams and Rx are not included in these counts

Metrics – Including additional breakdown

Date	Approx. Clinic Hours		P Count	Med Exams		Ped Exams	Total Med/Ped Exams		GYN Adult Exams		GYN Child Exams		Total GYN Exams		Pap Smear	Colpos	HGSIL	LGSIL	Eye Exams		Eye Glasses dispensed		Dental Exams		Total Exams	Blood Glucose		HIV Tests		HIV +		Syphilis Tests		Syphilis +		Urinalysis		Urine Pregnancy		Vitamins		Analgesics		Parasite Meds		Icy Hot		Topicals (Hydrocortisone, Afta, Cos)		Doctor Script Count		Pharmacy Script Count		Total Scripts		Salutations		Redirection	
General Info		P	Gen.		GYN								Eye		Dental	Exams	Labs										Rx (by Dr.)										Rx		▼																				
Mon (2022-06-06)	6.4	23	29	52	81	23	2	25	21	5	1	1	39	36	65	210	8	24	1	2	1	3	1	83	39	51	9	21	203	101	304	2	0																										
Tue (2022-06-07)	6.2	11	54	21	75	23	1	24	20	4	0	1	39	37	0	138	10	16	2	1	0	10	1	87	42	50	9	21	209	72	281	9	0																										
Wed (2022-06-08)	6.6	11	48	32	80	26	0	26	21	2	1	0	50	48	50	206	7	21	1	0	0	8	1	87	41	57	9	21	215	82	297	21	1																										
Thu (2022-06-09)	7.1	4	60	33	93	31	0	31	26	9	0	2	55	52	0	179	16	22	0	0	0	12	2	102	47	73	9	21	252	76	328	15	0																										
Fri (2022-06-10)	5.1	5	33	24	57	18	0	18	15	2	2	0	45	42	25	145	7	0	0	0	0	1	0	64	24	51	9	20	168	52	220	54	1																										
Total	31.3	54	224	162	386	121	3	124	103	22	4	4	228	215	140	878	48	83	4	3	1	34	5	423	193	282	45	104	1,047	383	1,430	101	2																										
% of Total Exams		6%	26%	18%	44%	14%	0%	14%	12%	3%	0%	0%	26%	24%	16%	100%	5%	9%	0%	0%	0%	4%	1%	48%	22%	32%	5%	12%	119%	44%	163%	12%	0%																										

Metrics:

1. Med-Ped exams/hr = 12.3 (3.1 exams/hr for each doctor)
2. GYN exams/hr = 4 (2 exams/hr for each doctor)
3. Eye exams/hr = 7.3
4. Dental exams/hr = 8.5 (excludes fluoride treatments)
5. Average Rx count per Med/Ped/GYN exam = 2.8 scripts/exam

How You Can Help



1. Serving with Abby & Chris at Kingdom Bound (Jul 24-27)
 - a. Need help manning the booth, handling sales, and handing out brochures
2. School Supplies (Aug.)
 - a. Gather school supplies when they are on sale that can be shipped for \$15 per box to Illinois to load into shipping containers bound for Nicaragua
3. Giving School Day Campaign (Nov.)
 - a. \$30 sends a child to school for the year (uniform)
 - b. We can pre-raise funds and then offer as a matching gift
4. Women's Products
 - a. Purchase some of the products that the women have made